

Scaled data based on original data using
LM-79-08 Approved Method: Electrical and Photometric Measurements of Solid-
State Lighting Products

Test Report Prepared for
Cooper Lighting Solutions
(formerly Eaton)

Brand: McGRAW-EDISON

Report Number: P451003

Luminaire Tested: **GALN-SA1D-760-U-5NQ**

Issue Date: 1/4/2021

Test Information

Test Method: LM-79-08
Report Number: P451003
TEST IS SCALED FROM IESNA LM-79-08 TEST DATA (G3-2011-042-3)
Test Lab: INNOVATION CENTER
Issue Date: 1/4/2021
Manufacturer: COOPER LIGHTING SOLUTIONS (FORMERLY EATON)
Product Line: MCGRAW-EDISON
Catalog Number: GALN-SA1D-760-U-5NQ
Description: GALLEON AREA AND ROADWAY LUMINAIRE
(1) 70 CRI, 5700K, 1200mA LIGHTSQUARE WITH 16 LEDS AND TYPE V NARROW OPTICS
Light Source: -
Ballast/Driver: ELECTRONIC DRIVER

Summary

Lumens per Lamp: N/A
Luminaire Lumens: 8169 lumens
Efficiency: N/A
Efficacy: 125.7 lumens/watt
Luminous Opening: Rectangular (W 0.5' x L: 0.5' x H: 0')
IES Classification: Type V - Short
BUG Rating: B3 - U0 - G1

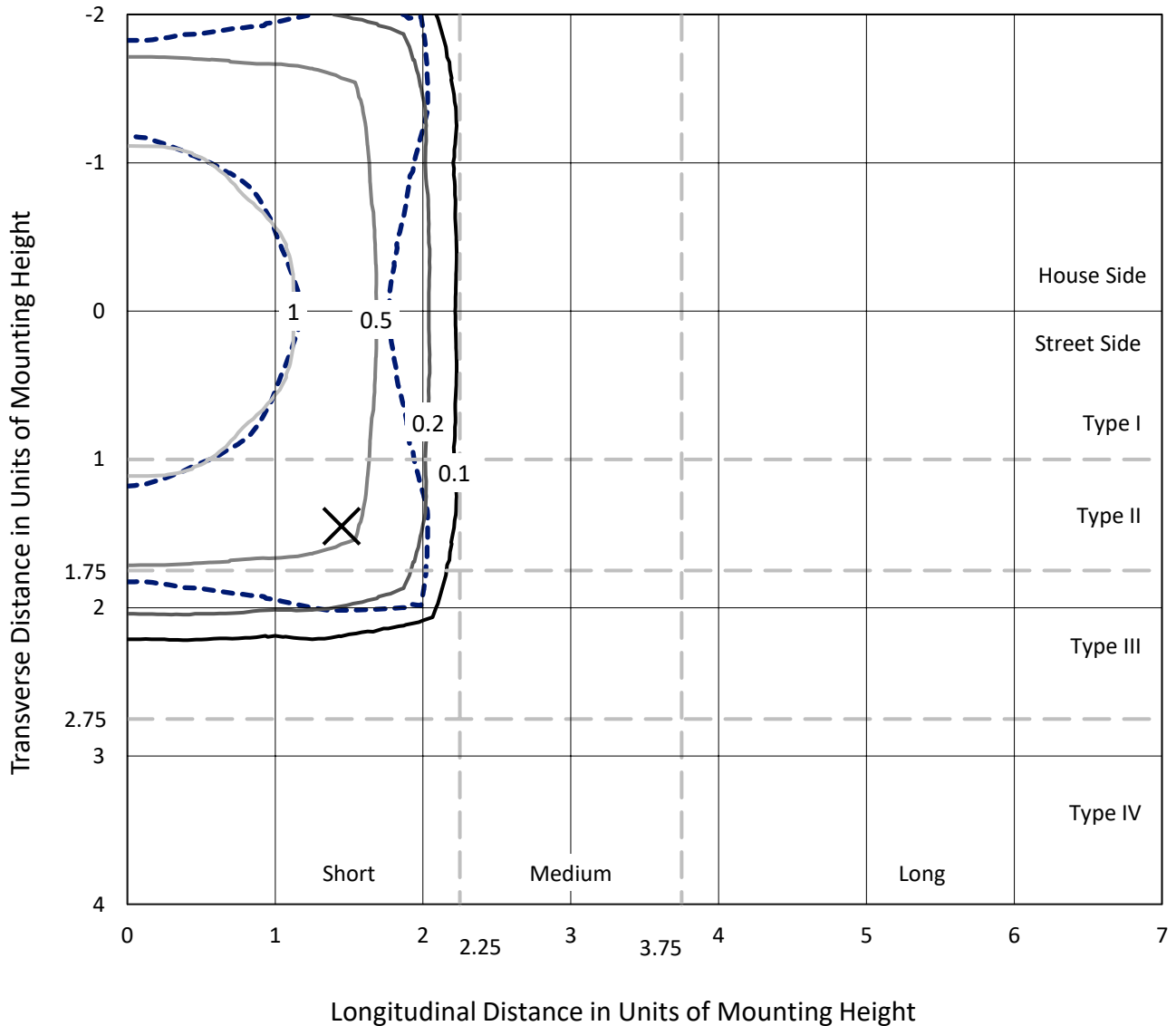
Input Watts (W): 65
Input Voltage (V): NR
Input Current (A_{in}): NR
Voltage Rise (V): NR
Power Factor: NR
Total Harmonic Distortion (THDi): NR
Frequency (hertz): 60
Stabilization Time: NR
Operation Time: NR
Ambient Temperature (°C): NR
Test Distance: 24 FT



REPORT NUMBER: P451003
 CATALOG NUMBER: GALN-SA1D-760-U-5NQ

Iso-Footcandle Lines of Horizontal Illumination

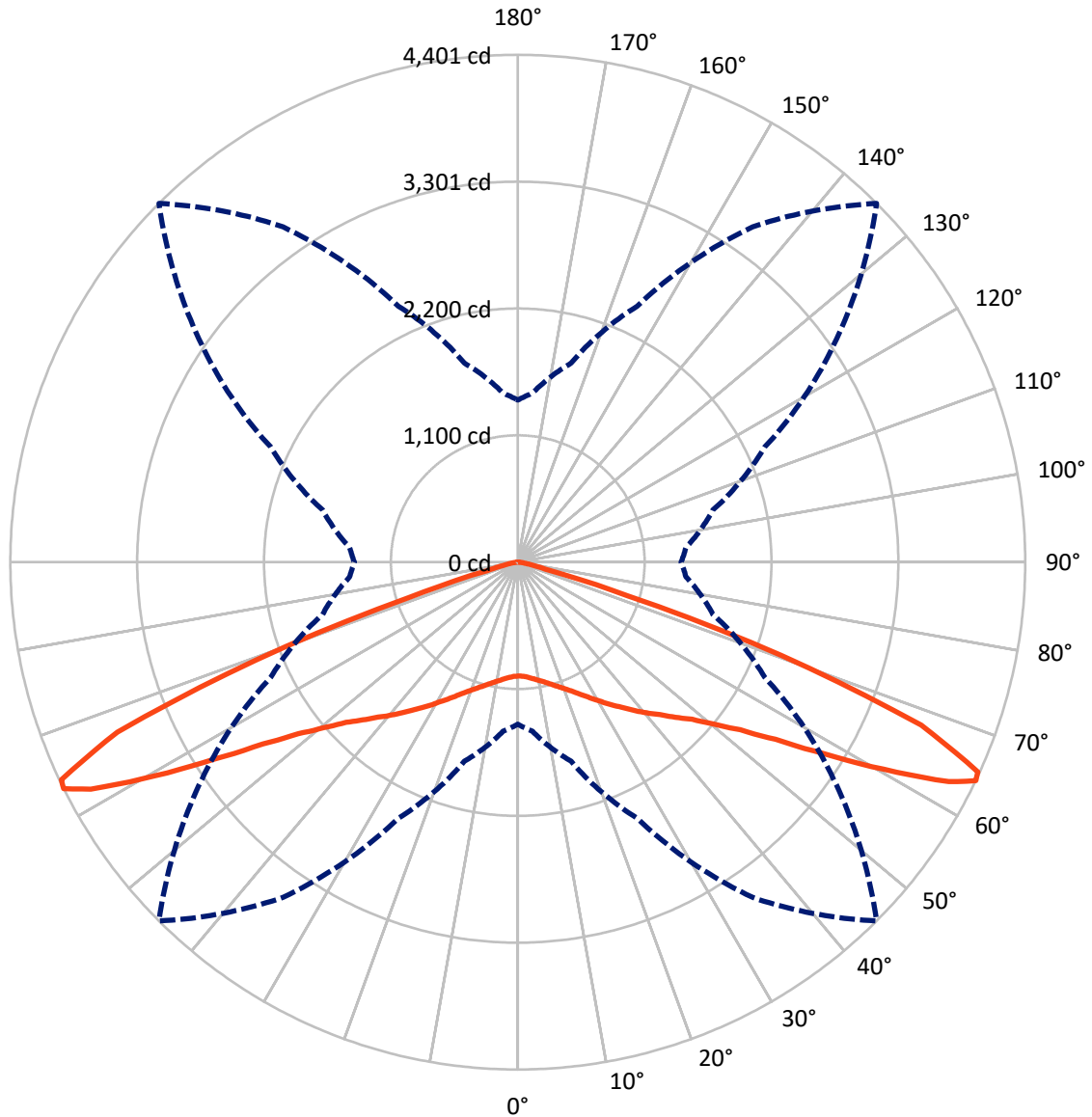
✕ Max cd
 - - - 1/2 Max cd



Based on 25 foot mounting height. Maximum calculated value = 1.6 fc
 Type V - Short - N/A

REPORT NUMBER: P451003
CATALOG NUMBER: GALN-SA1D-760-U-5NQ

Luminous Intensity Polar Plot



— Vertical Plane Through 45-Deg Lateral - - - Horizontal Cone Through 64-Deg Vertical

REPORT NUMBER: P451003

CATALOG NUMBER: GALN-SA1D-760-U-5NQ

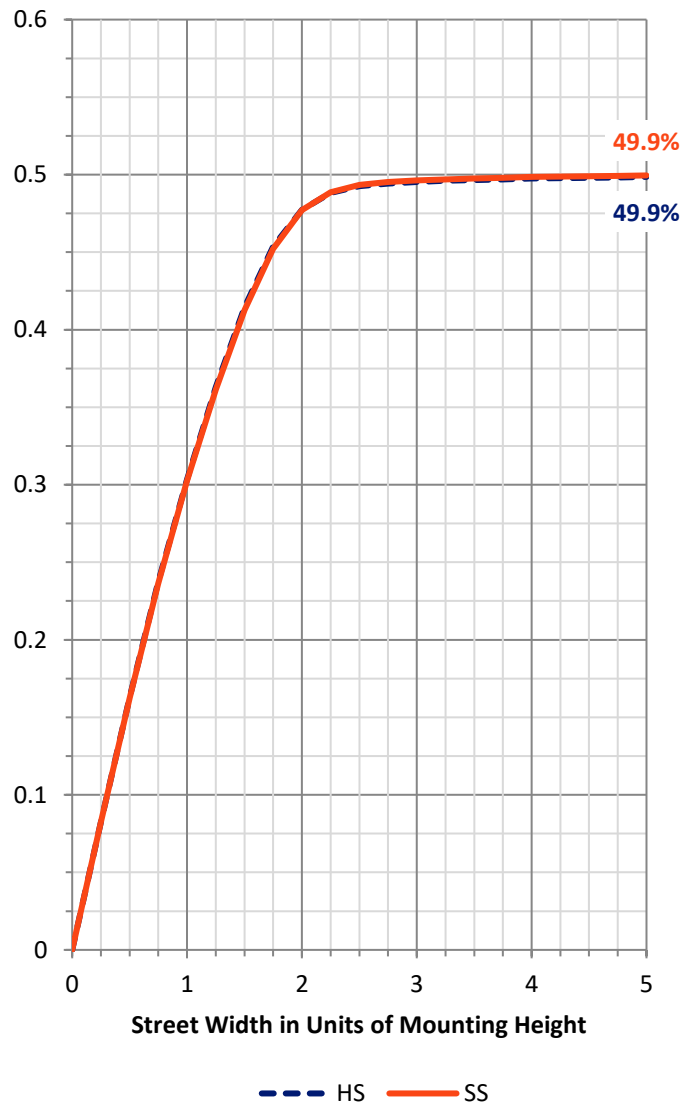
FLUX DISTRIBUTION:

		Downward	Upward	Total
House Side	Lumens	4084.5	0.0	4084.5
	% Fixture	50.0	0.0	50.0
Street Side	Lumens	4084.5	0.0	4084.5
	% Fixture	50.0	0.0	50.0
Total	Lumens	8169.0	0.0	8169.0
	% Fixture	100.0	0.0	100.0

Coefficient of Utilization

ZONAL LUMENS:

Zone	Lumens	% Fixture
0°-10°	97.0	1.2
10°-20°	312.9	3.8
20°-30°	591.3	7.2
30°-40°	979.2	12.0
40°-50°	1528.7	18.7
50°-60°	2363.4	28.9
60°-70°	2037.9	24.9
70°-80°	230.9	2.8
80°-90°	27.7	0.3
90°-100°	0.0	0.0
100°-110°	0.0	0.0
110°-120°	0.0	0.0
120°-130°	0.0	0.0
130°-140°	0.0	0.0
140°-150°	0.0	0.0
150°-160°	0.0	0.0
160°-170°	0.0	0.0
170°-180°	0.0	0.0
0°-90°	8169.0	100.0
0°-180°	8169.0	100.0



REPORT NUMBER: P451003

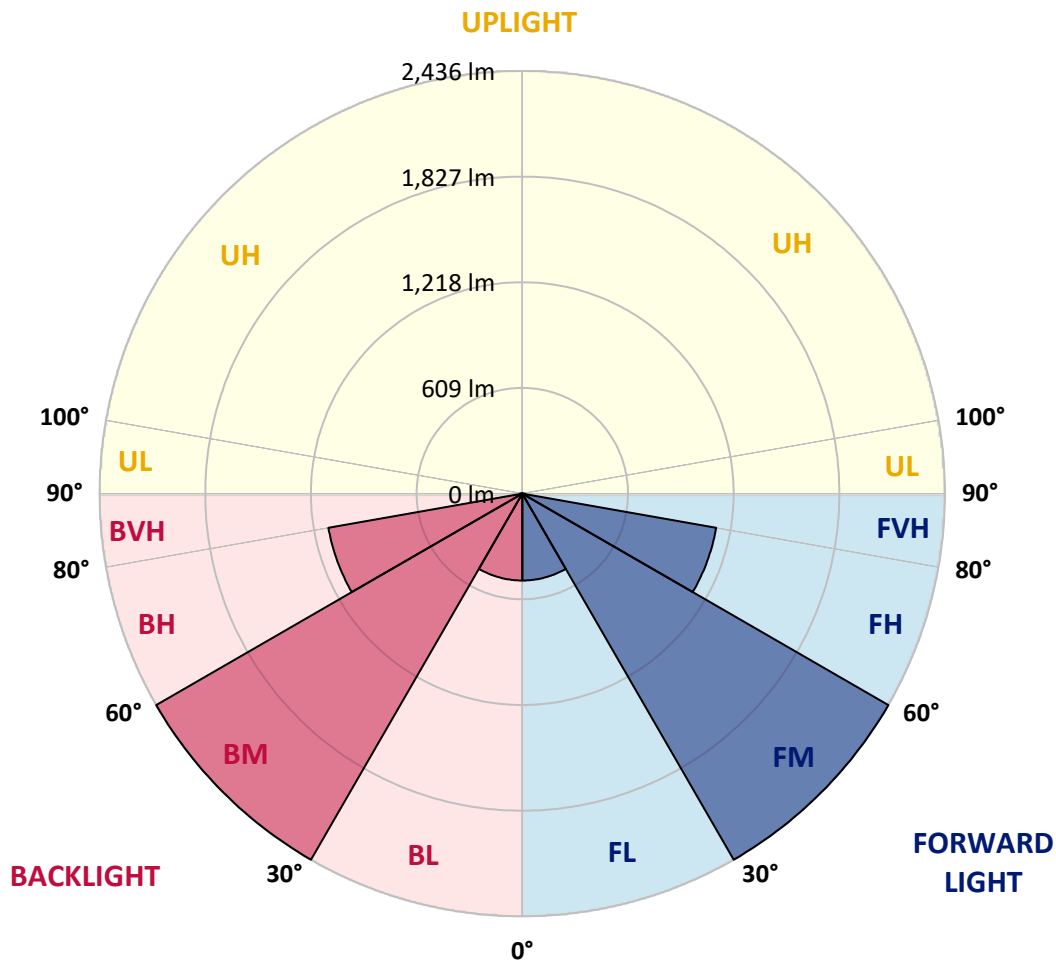
CATALOG NUMBER: GALN-SA1D-760-U-5NQ

LUMINAIRE CLASSIFICATION SYSTEM LUMEN TABLE AND BUG RATING:

Zone		Lumens	% Fixture	Zone Rating/Lumen Limit		
				B	U	G
FL	(0°-30°)	500.6	6.1			
FM	(30°-60°)	2435.7	29.8			
FH	(60°-80°)	1134.4	13.9			G1/1800
FVH	(80°-90°)	13.8	0.2			G1/100
BL	(0°-30°)	500.6	6.1	B2/1000		
BM	(30°-60°)	2435.7	29.8	B2/2500		
BH	(60°-80°)	1134.4	13.9	B3/2500		G1/1800
BVH	(80°-90°)	13.8	0.2			G1/100
UL	(90°-100°)	0.0	0.0		U0/0	
UH	(100°-180°)	0.0	0.0		U0/0	

BUG Rating: B3-U0-G1

Type V Short





REPORT NUMBER: P451003

CATALOG NUMBER: GALN-SA1D-760-U-5NQ

CANDELA DISTRIBUTION (FULL):

	0°	5°	15°	25°	35°	45°	55°	65°	75°	85°	90°
0°	987.4	987.4	987.4	987.4	987.4	987.4	987.4	987.4	987.4	987.4	987.4
2.5°	991.3	993.4	991.7	991.3	990.8	990.8	990.8	991.3	993.0	994.3	993.4
5°	1003.8	1005.5	1004.7	1004.2	1003.8	1004.2	1003.4	1002.9	1004.2	1004.2	1003.8
7.5°	1019.4	1021.5	1020.7	1021.5	1022.0	1022.4	1020.2	1018.5	1018.1	1019.4	1018.5
10°	1040.6	1042.3	1042.7	1043.2	1044.0	1043.6	1041.0	1038.0	1037.6	1037.1	1036.7
12.5°	1064.4	1065.7	1066.1	1067.8	1069.1	1069.6	1066.5	1063.9	1059.6	1060.5	1058.8
15°	1091.2	1093.8	1093.4	1096.0	1099.4	1100.3	1097.3	1092.9	1089.0	1086.9	1085.6
17.5°	1124.1	1125.8	1125.0	1127.5	1131.9	1134.0	1131.4	1125.8	1121.9	1117.2	1114.6
20°	1163.0	1166.1	1166.9	1166.9	1170.8	1173.0	1169.1	1167.4	1161.3	1157.8	1155.7
22.5°	1207.2	1208.5	1211.1	1213.6	1217.5	1216.7	1215.4	1212.8	1207.2	1204.1	1200.7
25°	1256.9	1258.2	1264.7	1270.3	1271.6	1270.8	1269.0	1267.7	1262.5	1255.6	1253.0
27.5°	1314.9	1317.5	1326.1	1331.3	1331.3	1331.8	1328.3	1332.6	1321.4	1313.2	1312.3
30°	1387.6	1389.3	1396.7	1401.9	1399.3	1397.1	1396.2	1400.6	1388.4	1373.7	1370.3
32.5°	1459.4	1465.5	1472.0	1483.2	1474.1	1470.2	1469.4	1472.4	1458.5	1442.1	1437.3
35°	1536.4	1540.8	1552.9	1562.4	1554.2	1545.1	1549.0	1558.5	1542.0	1520.0	1519.1
37.5°	1621.7	1625.6	1641.1	1651.1	1645.0	1629.4	1635.9	1647.2	1630.7	1603.5	1597.9
40°	1710.4	1718.6	1738.0	1748.4	1738.5	1717.7	1729.8	1741.9	1727.2	1695.6	1683.1
42.5°	1809.9	1822.9	1851.0	1856.2	1837.1	1809.0	1830.2	1849.7	1839.3	1803.0	1798.2
45°	1926.3	1934.1	1968.7	1979.9	1953.5	1918.5	1944.9	1980.3	1972.6	1930.6	1921.5
47.5°	2056.5	2063.9	2099.8	2116.6	2083.3	2036.2	2083.8	2130.1	2125.3	2080.3	2076.0
50°	2210.5	2212.3	2262.0	2281.1	2247.7	2207.1	2249.5	2307.0	2288.0	2230.4	2229.6
52.5°	2379.3	2381.4	2444.2	2481.0	2462.3	2416.5	2466.7	2501.7	2453.3	2378.0	2372.3
55°	2525.5	2536.3	2622.0	2719.8	2745.3	2712.0	2727.1	2710.7	2591.3	2485.7	2469.3
57.5°	2585.2	2606.4	2736.7	2919.2	3085.4	3134.7	3017.9	2861.3	2646.2	2497.0	2481.0
60°	2439.4	2462.3	2664.4	3011.0	3435.0	3649.2	3320.8	2886.8	2521.2	2311.3	2286.2
62.5°	1953.5	1960.0	2257.3	2795.1	3638.8	4193.5	3448.4	2669.2	2157.3	1872.2	1862.2
64°	1405.8	1472.4	1787.4	2450.7	3549.7	4400.7	3374.9	2364.1	1752.3	1463.7	1417.0
65°	1051.4	1069.6	1440.8	2092.8	3392.6	4385.1	3232.1	2072.5	1451.2	1120.2	1068.3
67.5°	397.2	399.4	531.8	1043.2	2415.2	3772.9	2466.7	1127.5	611.4	442.2	426.2
70°	164.8	167.9	195.1	350.9	1038.0	2422.5	1189.4	406.7	223.7	181.3	178.7
72.5°	120.7	122.4	130.7	155.8	319.3	994.7	391.1	172.6	131.1	117.3	116.0
75°	94.8	95.6	101.7	114.7	148.8	275.6	162.7	118.6	99.9	90.0	89.1
77.5°	72.3	74.4	78.7	87.4	99.9	130.7	107.7	88.7	77.0	68.8	67.5
80°	49.8	52.4	60.6	64.0	67.1	84.8	73.6	67.1	60.1	50.2	47.2
82.5°	30.7	32.5	40.7	43.7	42.4	47.6	47.2	48.0	42.8	31.2	29.0
85°	16.0	16.9	22.1	22.9	21.2	19.5	24.2	28.1	26.4	17.7	17.3
87.5°	3.5	3.9	4.8	4.3	4.8	4.8	6.1	9.1	9.5	6.1	5.6
90°	0.0	0.0	0.0	0.0	0.0	0.0	0.0	0.0	0.0	0.0	0.0

(END OF REPORT)